

MATRIX 630

THE STATS

120V

PPF	1622.23 $\mu\text{mol/s}$
INPUT POWER	633 W
EFFICACY	2.51 $\mu\text{mol/J}$
COVERAGE (tent)	~ 5' x 5'
DIMMING	0-10V

240V

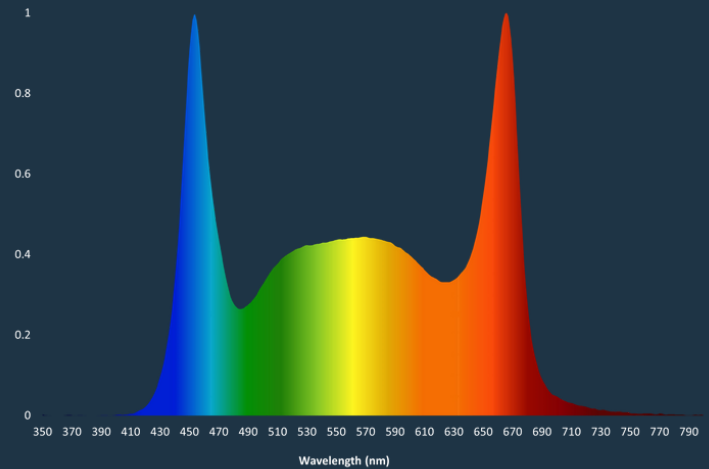
PPF	1711.61 $\mu\text{mol/s}$
INPUT POWER	633 W
EFFICACY	2.62 $\mu\text{mol/J}$
COVERAGE	~ 5' x 5'
DIMMING	0-10V

**L90: > 50,000HRS
LIFETIME**




SPECTRUM

Many growers look for a well rounded, full cycle led grow light that is easy on the eyes to work under, yet still provides excellent growth characteristics and efficacy. All that and more can be found in the Matrix 630 spectrum. This spectrum has proved itself time and time again to lead your plants happily from vegetation cycle through to finishing off your flowers.



PEACE OF MIND

Aelius LED products are fully certified, safe and easy to use! We also offer a 5-year warranty, unmatched customer service, and our #AELIUSFAM at your fingertips!



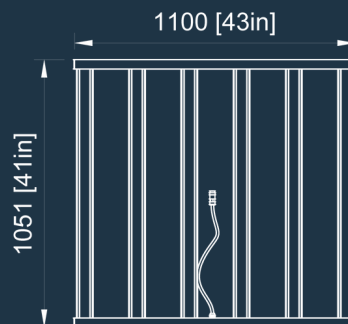
BUILD

Perfect for vertical applications, the Aelius Matrix 630 boasts subtle metal heat sinks, a sleek bare aluminum design, and remote mount Meanwell drivers. Recommended for a full cycle grow application or flower, the Matrix 630 is sure to set your canopy apart. Six sleek light bars ensure even coverage without the bulk. This fixture will not disappoint!

DIMENSIONS & WEIGHT

Housing: 19.2 LBS

Driver: 9.0 LBS



Let's Talk

AELIUSLED.COM

SALES@AELIUSLED.COM

PHONE: 1.705.674.5242

TOLL FREE: 1.844.472.3389

Join The Fam

WWW.AELIUSLED.COM/FORUM



@AELIUSLED

