


**APPLICATION FOR CHILD RESISTANT PACKAGING TEST**

**On Behalf of**

**ND Supplies Inc.**

**Child Resistant Plastic Container 3oz**

**Model: NDS-CRP3**



**Prepared For : ND Supplies Inc.**

**5108 - 13562 Maycrest Way, Richmond BC  
Canada V6V 2J7**

**Prepared By : Beide (Shenzhen) Product Service Limited**

**6F, Bldg E, Hourui 3rd Ind Zone, Xixiang, Bao' an  
Dist, Shenzhen, China**

**Date of Test : Nov.11- Dec.01,2020**  
**Date of Report : Dec.02,2020**  
**Report Number : B-S201233485**





| <b>TEST REPORT</b><br><b>ISO 8317</b><br><b>Child-resistant packaging —</b><br><b>Requirements and testing procedures for reclosable packages</b> |  |
|---|--|
| Test by .....   | Beide (Shenzhen) Product Service Limited   |
| Address .....   | 6F, Bldg E, Hourui 3rd Ind Zone, Xixiang, Bao' an Dist, Shenzhen, China  |
| Report body.....  | Beide (Shenzhen) Product Service Limited   |
| Address (China) .....   | 6F, Bldg E, Hourui 3rd Ind Zone, Xixiang, Bao' an Dist, Shenzhen, China  |
| Applicant .....   | ND Supplies Inc.   |
| Address .....   | 5108 - 13562 Maycrest Way, Richmond BC Canada V6V 2J7  |
| Client No.....  | 0001A857   |
| Standard .....  | ISO 8317:2015  |
| Test Result .....   | Compliance with<br>ISO 8317:2015   |
| Procedure deviation .....   | N.A.   |
| Non-standard test method .....  | N.A.   |
| Type of test object .....   | Child Resistant Plastic Container 3oz  |
| Material .....  | Outer cap:PP; (Colour: White, Black)<br>Inner cap: PP; (Colour: White, Black)<br>Liner: PET and aluminum foil;<br>Bottle: PET(Colour: White, Black, Transparent Color) |
| Trademark .....   | N.A.   |
| Model/type reference .....  | NDS-CRP3   |
| Characterization & Condition of Sample :  | Normal   |
| Manufacturer .....  | ND Supplies Inc.   |
| Address .....   | 5108 - 13562 Maycrest Way, Richmond BC Canada V6V 2J7  |
| Ambient Condition During Testing .....  | NPT(normal pressure and temperature)   |





## POINTS FOR ATTENTION

1. The test report is invalid without Special Seal for Testing or the official seal of test laboratory.
2. The duplicated report is invalid without Special Seal for Testing or the official seal of test laboratory again.
3. The test report is invalid without any signatures of the technical supervisor, the quality supervisor or the final approval.
4. The test report is invalid if being altered.
5. Any objections must be raised against to test laboratory within 15 days since the date the report is received. It will not be taken into consideration beyond this limit.
6. The test results apply only to the particular sample tested.
7. This report is based on the test of samples submitted by customers. The results are for reference only and cannot be used as proof.

### Remark:

**Sample photo:**  
(See appendix 1)

**Product Structure**  
(See appendix 2)

**Use manual**  
(See appendix 3)





|   |  |
|---|--|
| <b>Possible test case verdicts :</b>  |  |
| test object does meet the requirement .....   | : P  |
| test object does not meet the requirement .....   | : F  |
| test object does not involve the requirement .....  | : N  |
| <p><b>Test by :</b> <u>Beide (Shenzhen) Product Service Limited</u><br/> <u>6F, Bldg E, Hourui 3rd Ind Zone,</u><br/> <u>Xixiang, Bao' an Dist, Shenzhen, China</u></p> |  |
| Reported by :   | <p><u>Shen Xiao</u><br/>Signature / Shen Xiao</p> <p><u>Dec. 02. 2020</u><br/>Date</p>       |
| Checked by :  | <p><u>Austin Zhong</u><br/>Signature / Austin Zhong</p> <p><u>Dec. 02. 2020</u><br/>Date</p> |
| Approved by :   | <p><u>Martin Wang</u><br/>Signature / Martin Wang</p> <p><u>Dec. 02. 2020</u><br/>Date</p>   |





|          |   |                    |    |
|----------|---|--------------------|----|
| <b>3</b> | <b>Requirement</b>  |                    |    |
| 3.2      | test Panels   |                    | -- |
| 3.2.1    | Test person requirements  |                    | -- |
|          | 200 children age group at 42-51 months  |                    | -- |
|          | 100 Seniors age group at 50-70 years old  |                    | -- |
| 3.3      | <b>Performance requirements</b>   |                    | -- |
| 3.3.1    | <b>Requirements concerning children</b>   |                    | -- |
| 3.3.1.1  | <b>Using a test panel of 200 children</b>   |                    | P  |
|          | When the package is tested in accordance with 4.4.4, the following requirements shall be met:   |                    | -- |
|          | a) at least 85 % of the 200 children in the test panel shall be unable to open the package within the first 5 min without a demonstration;  | 100%( See table 1) | -- |
|          | b) at least 80 % of the 200 children in the test panel shall be unable to open the package within another 5 min after a demonstration has been given to those children unable to open the package in the first 5 min.   | 98 %( See table 1) | -- |
| 3.3.2    | <b>Requirements concerning adults</b>   |                    | P  |
|          | When the package is tested in accordance with 4.5.3, 90 % of the eligible adults shall be able to open and properly reclose the packaging.  | 100%( See table 2) | -- |
| 4        | <b>Test procedures</b>  |                    | -- |
| 4.1      | <b>Test supervision</b>   |                    | -- |
|          | All procedures shall be performed under the supervision of (an) impartial and appropriately qualified person(s). For the child test, the supervisor(s) shall also be skilled in dealing with children.  |                    | -- |
| 4.2      | <b>Sample packages</b>  |                    | -- |
| 4.3      | <b>Preliminary checking and preparation</b>   |                    | -- |
| 4.4      | <b>Child test</b>   |                    | -- |
| 4.4.1    | <b>Guidance for persons supervising tests</b>   |                    | -- |
| 4.4.1.1  | <b>Surroundings and personnel</b>   |                    | -- |
| 4.4.1.2  | <b>Presence of parents</b>  |                    | -- |
|          | Children perform differently when the package is presented to them in the presence of their parents. Involvement of parents introduces a bias, as children tend to perform in accordance with implicit or explicit parental expectations. It is important, therefore, to avoid parental influence by excluding them from the test area. |                    | -- |





|                |   |  |    |
|----------------|---|--|----|
| <b>4.4.1.3</b> | <b>Presence of official observer</b>  |  | -- |
|                | If required by the regulatory body, an official observer may be present but the requirements of 4.4.1.1 still apply.  |  | -- |
| <b>4.4.1.4</b> | <b>Social circumstances of the children</b>   |  | -- |
|                | There is a highly significant correlation between the success rate in opening packages and the social class of children. Children should be selected to represent as closely as possible the different social, ethnic and cultural origins of the population of the country, not just of the immediate district in which the test is conducted. If this is not possible, any clear-cut deviation from this method of selection should be documented.  |  | -- |
| <b>4.4.1.5</b> | <b>Avoidance of extraneous distractions</b>   |  | -- |
|                | During the test, children should be removed from the general student body in the test location and protected from extraneous distractions.  |  | -- |
| <b>4.4.1.6</b> | <b>Seating the children</b>   |  | -- |
|                | The children should be seated in pairs at tables or desks arranged in a familiar manner, or they may sit on the floor if they wish.   |  | -- |
| <b>4.4.2</b>   | <b>Composition of test group</b>  |  | -- |
|                | Enough children to ensure 200 valid participants between the ages of 42 and 51 months inclusive, with an even distribution of age and sex, shall be available. They shall all be healthy with no evident physical handicap which might affect manual dexterity. They shall not have taken part in more than one previous test and, in that test, a package of a different type with opening arrangements based on a different principle shall have been involved. If a child is used on more than one test panel, it is desirable that there should be at least one week between the tests. |  | -- |
| <b>4.4.3</b>   | <b>Test location</b>  |  | -- |
|                | The children shall perform the test in any place with which they are familiar or relaxed, for example, in their usual school or nursery, but they should be removed from the general school population and separated from extraneous distractions. A minimum of three sites shall be used, selected from different demographic areas.   |  | -- |
| <b>4.4.4</b>   | <b>Procedure</b>  |  | -- |
|                | The test may be performed on all 200 children or by a sequential procedure. If the latter is used, the number of children tested will depend on the results obtained (see 5.1.2). When testing sequentially, the age and sex constraints specified in 4.4.2 shall be adhered to.  |  | -- |





|                   | The children shall be tested in pairs, each pair being monitored by one supervisor. If desired, a number of pairs (up to five) may be tested in the same room at the same time, provided that arrangements are such that they cannot distract other pairs. They may adopt any attitude or position they find convenient. Should a child wander off during the test, action by the supervisor(s) shall be limited to leading the child back to its place and requesting that he or she continue the test, without any additional instruction being given concerning the opening of the package; this fact shall be included in the report.                    |                   | --    |        |       |          |        |          |    |          |        |          |    |          |    |    |    |       |    |    |     |  |    |
|-------------------|--|-------------------|-------|--------|-------|----------|--------|----------|----|----------|--------|----------|----|----------|----|----|----|-------|----|----|-----|--|----|
|                   | Each child shall be given a package with the request that it be opened by whatever means the child wishes to use; in order to achieve this, 5 min shall be allowed. No attempt shall be made to stop a child using its teeth or any other method of opening the package. However, no tools or implements should be accessible which might be used by the child, except where such tools or devices are specifically supplied as part of the design of the child-resistant package; where this is so, the children shall have unobtrusive access to that tool, but it shall not be drawn to their attention until and unless it is used in the demonstration. |                   | --    |        |       |          |        |          |    |          |        |          |    |          |    |    |    |       |    |    |     |  |    |
|                   | If a child succeeds in opening the package within 5 min, that child shall remain in the test area until the end of the period. Any child failing to open the package in 5 min shall then watch a package being opened and reclosed by the supervisor in full view, without emphasis being placed on the actions of opening and without any verbal instruction. The child shall then have a further 5 min to open the package.  |                   | --    |        |       |          |        |          |    |          |        |          |    |          |    |    |    |       |    |    |     |  |    |
| <b>4.4.5</b>      | <b>Expression of results (see also 5.1)</b>  |                   | --    |        |       |          |        |          |    |          |        |          |    |          |    |    |    |       |    |    |     |  |    |
|                   | After each period of 5 min, it shall be recorded whether a child fails to open the package; if the child succeeds, it shall be recorded whether this was before or after a demonstration. It shall also be recorded whether teeth (or any other means) were used to open the package.  |                   | --    |        |       |          |        |          |    |          |        |          |    |          |    |    |    |       |    |    |     |  |    |
| <b>4.5</b>        | <b>Adult test (50 years to 70 years old inclusive)</b>   |                   | --    |        |       |          |        |          |    |          |        |          |    |          |    |    |    |       |    |    |     |  |    |
| <b>4.5.1</b>      | <b>General</b>   |                   | --    |        |       |          |        |          |    |          |        |          |    |          |    |    |    |       |    |    |     |  |    |
| <b>4.5.2</b>      | <b>Composition of test group</b>   |                   | --    |        |       |          |        |          |    |          |        |          |    |          |    |    |    |       |    |    |     |  |    |
|                   | <p>The 100 valid participants shall be randomly selected between the ages of 50 and 70 in accordance with the criteria specified in Table 1.</p> <p>Table 1 — Composition of the adult test group</p> <table border="1"> <thead> <tr> <th>Age range (years)</th><th>Male</th><th>Female</th><th>Total</th></tr> </thead> <tbody> <tr> <td>50 to 54</td><td>8 or 7</td><td>17 or 18</td><td>25</td></tr> <tr> <td>55 to 59</td><td>7 or 8</td><td>18 or 17</td><td>25</td></tr> <tr> <td>60 to 70</td><td>15</td><td>35</td><td>50</td></tr> <tr> <td>Total</td><td>30</td><td>70</td><td>100</td></tr> </tbody> </table>                                     | Age range (years) | Male  | Female | Total | 50 to 54 | 8 or 7 | 17 or 18 | 25 | 55 to 59 | 7 or 8 | 18 or 17 | 25 | 60 to 70 | 15 | 35 | 50 | Total | 30 | 70 | 100 |  | -- |
| Age range (years) | Male   | Female            | Total |        |       |          |        |          |    |          |        |          |    |          |    |    |    |       |    |    |     |  |    |
| 50 to 54          | 8 or 7   | 17 or 18          | 25    |        |       |          |        |          |    |          |        |          |    |          |    |    |    |       |    |    |     |  |    |
| 55 to 59          | 7 or 8   | 18 or 17          | 25    |        |       |          |        |          |    |          |        |          |    |          |    |    |    |       |    |    |     |  |    |
| 60 to 70          | 15   | 35                | 50    |        |       |          |        |          |    |          |        |          |    |          |    |    |    |       |    |    |     |  |    |
| Total             | 30   | 70                | 100   |        |       |          |        |          |    |          |        |          |    |          |    |    |    |       |    |    |     |  |    |





|                |   |             |    |
|----------------|---|-------------|----|
| <b>4.5.3</b>   | <b>Procedure</b>  |             | -- |
|                | The adult test panel shall consist of 100 panellists. Those panellists failing the screening test shall be discounted and their place taken by new panellists.  |             | -- |
|                | Each adult shall be given a package, together with any accessories and written instructions on how to open and reclose it properly that will be printed in or on the package when supplied to a consumer.   |             | -- |
|                | No demonstration of how to open or reclose the package shall be given. Acting independently, a period of 5 min shall be allowed for the test participants to familiarize themselves with the package to be tested by reading the opening and closing instructions and attempting to open and reclose it properly.   |             | -- |
|                | Those panellists who successfully open the test package within the 5 min period shall be given a new identical package with a request to open and reclose this one as quickly as possible. A 1 min test period shall be allowed for the panellists to open and properly reclose the package.  |             | -- |
|                | If, in the period of 5 min, a panellist is unable to open the package being tested he or she will be given a screening test. This screening test shall consist of asking the panellist to open and reclose two conventional non-child-resistant closures in 1 min each, these being<br>a) a 28 mm diameter continuous screw thread closure applied at 1,1 Nm torque onto a 25 ml to 50 ml cylindrical plastic container<br>b) a 28 mm diameter "snap-on" closure applied to a 25 ml to 50 ml round plastic container. |             | -- |
| <b>4.5.4</b>   | <b>Expression of results (see also 5.2)</b>   |             | -- |
|                | Record whether or not the adult succeeds in opening and properly reclosing the package in the 1 min test periods, including the screening test if carried out, see 4.5.3 and 3.3.2.   |             | -- |
| <b>5</b>       | <b>Assessment of results</b>  |             | -- |
| <b>5.1</b>     | <b>Child test</b>   |             | -- |
| <b>5.1.1</b>   | <b>success/failure</b>  |             | -- |
| <b>5.1.2</b>   | <b>Sequential method</b>  |             | -- |
| <b>5.1.2.1</b> | <b>Recording test results on a graph</b>  |             | -- |
| <b>5.1.2.2</b> | <b>Determination of the results</b>   |             | -- |
|                | The package shall be deemed to have<br>— passed the test as soon as the trail of filled squares passes below limit line 1 on both Figure 1 and Figure 2,<br>— failed the test as soon as the trail of filled squares passes above limit line 2 on either Figure 1 or Figure 2.  | See table 1 | -- |



|            |  |             |    |
|------------|--|-------------|----|
| <b>5.2</b> | <b>Adult test</b>  |             | -- |
|            | The result of the test is a success if 90 % or more of the eligible adults are able to open the package in the first 5 min test period and open and properly reclose it in the 1 min test period. An eligible adult is one who has not been discounted by the screening test given in 4.5.3. | See table 2 | -- |
|            | The result of an individual adult test is a failure if the eligible candidate opened the package in the first 5 min test but failed to open and properly reclose the package in the 1 min test period.   |             | -- |
| <b>6</b>   | <b>Test report</b>   |             | -- |
| <b>6.1</b> | <b>General</b>   |             | -- |
| <b>6.2</b> | <b>Child test</b>  |             | -- |
|            | At least the following information shall be recorded:  |             | -- |
|            | a) the location of the test;   | Community   | -- |
|            | b) the number, age and sex of the children involved;   |             | -- |
|            | c) the number of children, together with their age and sex, who successfully opened the package<br>1) before a demonstration,<br>2) after a demonstration,<br>3) the means used by the children who were successful in opening the package;  |             | -- |
|            | d) if the full child test has been carried out, the percentage number of children who failed to open the package.  |             | -- |
| <b>6.3</b> | <b>Adult test</b>  |             | -- |
|            | At least the following information shall be recorded:  |             | -- |
|            | a) the number, age and sex of the adults involved;   |             | -- |
|            | b) the number, age and sex of adults who successfully opened and reclosed the package properly;  |             | -- |
|            | c) the number who opened but could not reclose the package properly;   |             | -- |
|            | d) the number who failed to open the package.  |             | -- |





**Test place: Community**

### Test person distribution

| Age(months) | Boys | Girls | Total |
|-------------|------|-------|-------|
| 42-44       | 28   | 32    | 60    |
| 45-48       | 40   | 40    | 80    |
| 49-51       | 30   | 30    | 60    |
| Total       | 98   | 102   | 200   |

**TABLE 1-Statistical result**

| Item                    | Age     | 42-44<br>(months) | 45-48<br>(months) | 49-51<br>(months) | Total |
|-------------------------|---------|-------------------|-------------------|-------------------|-------|
| Before<br>Demonstration | Males   | 0                 | 0                 | 0                 | 0     |
|                         | Females | 0                 | 0                 | 0                 |       |
| After<br>Demonstration  | Males   | 1                 | 1                 | 0                 | 4     |
|                         | Females | 0                 | 1                 | 1                 |       |

**Note:**

- 1: The data in the table is the statistical result of a child's successful opening at each age.
2. Before Demonstration : Each child shall be given a package with the request that it be opened by whatever means the child wishes to use. in order to achieve this, 5 min shall be allowed.
3. After Demonstration: At the end of the 5-minute period, the tester shall demonstrate how to open the package if either child has not opened his or her package. The child shall then have a further 5 min to open the package





**Test place: Senior Living Center & Park**

### Test Seniors distribution

| Age(years old) | Male | Female | Total |
|----------------|------|--------|-------|
| 50-54          | 8    | 17     | 25    |
| 55-59          | 7    | 18     | 25    |
| 60-70          | 15   | 35     | 50    |
| Total          | 30   | 70     | 100   |

**TABLE 2- Statistical result**

| Item        | Age     | 50-54<br>(years old) | 55-59<br>(years old) | 60-70<br>(years old) | Total |
|-------------|---------|----------------------|----------------------|----------------------|-------|
| First test  | Males   | 0                    | 0                    | 0                    | 0     |
|             | Females | 0                    | 0                    | 0                    |       |
| Second test | Males   | 0                    | 0                    | 0                    | 0     |
|             | Females | 0                    | 0                    | 0                    |       |



Note:

1. The data in the table is the statistics result that Seniors unsuccessful first test and unsuccessful second test at each age.
2. First test : The Seniors did not successfully open the package within 5 minutes.
3. Second test: The Seniors successfully open the package in the first 5 minutes test period and unsuccessfully open and properly reclose it in the next 1 minute test period.




## Appendix 1

Photos view



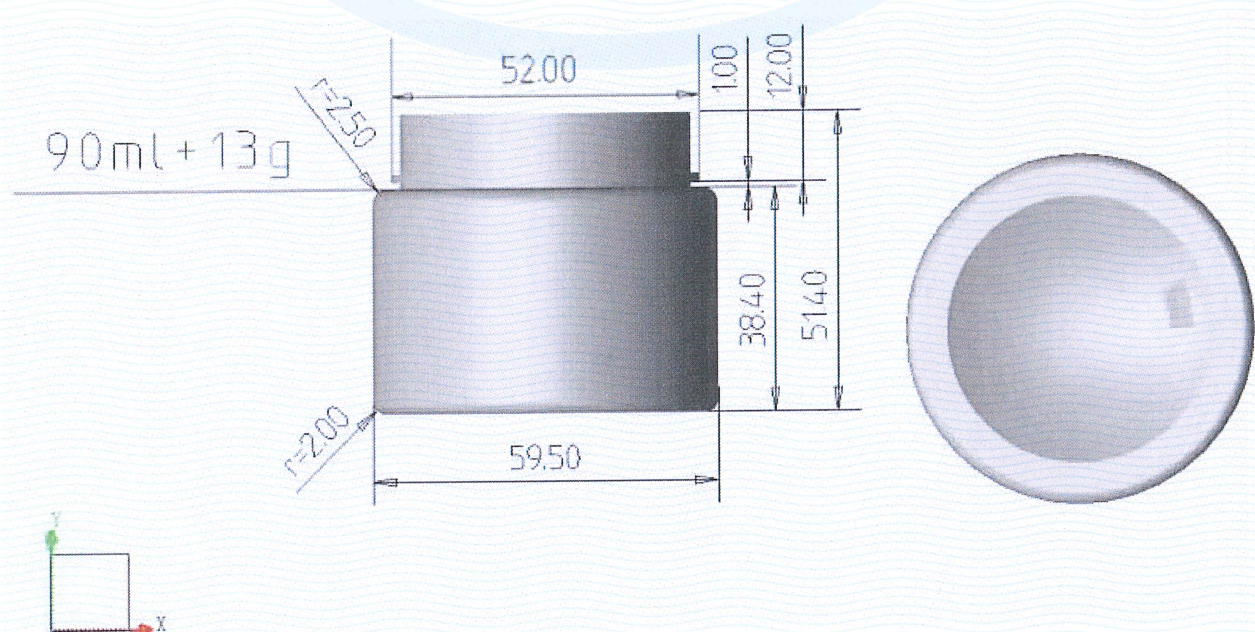

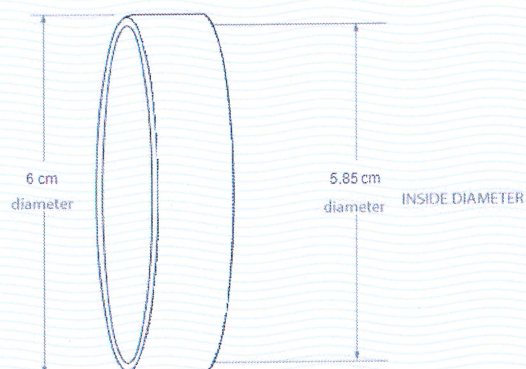






## Appendix 2

### Product Structure



Remarks: Length unit-mm





## **Appendix 3**

Use manual

### Opening Instructions:

#### TO OPEN CONTAINER:

1. Push down on cap hard
2. Rotate cap counter-clockwise to unscrew
3. Remove cap

#### TO CLOSE CONTAINER:

1. Place cap on top of container
2. Press down & rotate clockwise until tight
3. Cap is secure when cap rotation stops

